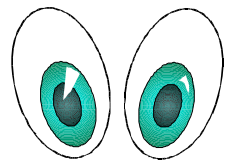


# Learning how to spell

## SUS


**S**tudy the word



Underline the

difficult part(s)

**S**ay the word  
carefully



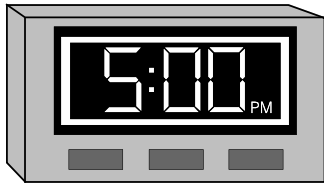
Learning how to spell

**"Writing the  
word"**


- On someone's back
- On your desk (large)
- With your eyes

Learning how to spell

# Speed Writing



How often can you  
write the word  
correctly in one  
minute?



Learning how to spell

# Mnemonics

Making up a "story"  
to help spell a word

was - was auntie sad?



# Learning how to spell

## Syllables/Chunks

Breaking the words  
into parts / clapping  
the sounds



going

go/ing

running

run/ning

returned

re turn ed

Learning how to spell

**Look** for  
**small** words

**inside** the word

**about** - a, out, bout


**teacher** - tea, each,

her, ache

# Learning how to spell

## Be **positive**

We shall  
try our  
best



Learning how to spell

**Words** that  
**look** the  
**same**

Think

back is like ...  
pack and sack



Learning how to spell

Use of  
colours

Use a different  
colour for each  
letter

# Learning how to spell

## Odd one out

- Work with others
- From a list of three words, think of reasons why each word is different

going      green      big

Learning how to spell

Different

sizes of

letters

woman - WoMaN

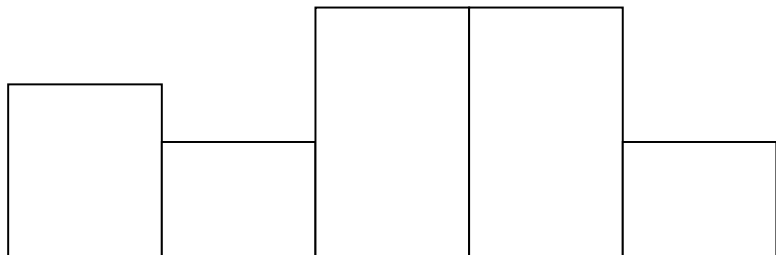
returning - ReTuRnInG

Learning how to spell

# Shapes of words

Draw the shape of  
the word

table



Learning how to spell

# Making words with letters

- Put all the letters  
in an arc

. Listen to word

. Place letters in


boxes

--	--	--

# Learning how to spell

## In sand


- or using different materials (paint)



- different textures (sandpaper)

# Learning how to spell

## Visualising

- . Look at your word
  - "Throw" it at the wall 
  - Can you still "see" it?
- . Spell it aloud

Learning how to spell

*Writing the  
word in  
fancy letters*

- Bubble writing
- Cursive
- . Italics



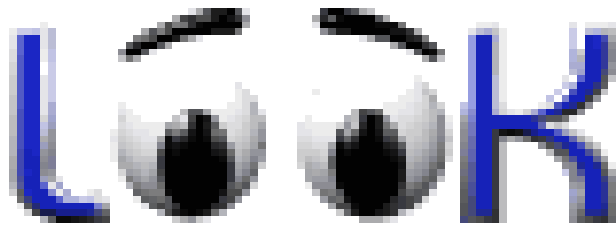
Learning how to spell

Use a **spelling  
rule**

- "i" before "e"  
except after "c"
- change the "y" to  
"i" and add "es"

# Learning how to spell

Look-




Say-




Cover-



Write-



Check-



# Learning how to spell

## Using post-its



- place post-its in suitable places at eye level

Learning how to spell

**Recording**

**your own**

**voice**

- say the word
- spell the word
- listen
- echo



Learning how to spell

Three Times

Write the word 3  
times in different  
colours

three

three

three

Learning how to spell

**Pyramid**

**Writing**

Write your word in  
the shape of a  
pyramid

w

wa

was

Learning how to spell

**Consonant**

**Circles**

a ○ e ○ i ○

Write the word then  
circle all the  
consonants

Learning how to spell

## Blue vowels

a e i o u

Write the word then  
go over each vowel in  
blue

because



Learning how to spell


# Words without vowels

b \_ c \_ \_ s \_

Write each word with a  
line instead of each vowel.  
Go back later and fill in  
the missing vowels

# Learning how to spell

## Rallying



The **umpire** is one pupil -  
the reader / checker

The **players** are two other  
pupils take **turns** spelling  
aloud the letters of the  
word.

Learning how to spell

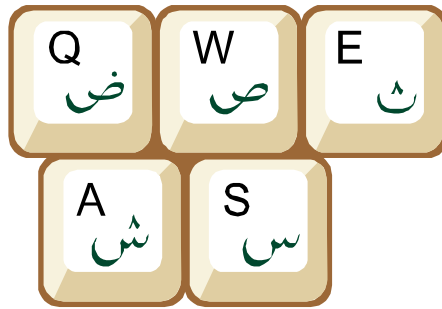
**Dictionary**

**Race**

In small groups, each with a dictionary, each pupil chooses a word for others to find as quickly as possible

# Learning how to spell

## Muddled Letters



Pupils re organize the letters in words (always starting with the original initial letter) for others to rewrite correctly

**b**aseuce - because

# Learning how to spell

## Lucky Dip

Letters are put into a bag and pupils take turns taking out one at a time displaying these in front of the group. Carry on until someone can spell one of their words with the letters.

Learning how to spell

**Guess** the

**Word**

In pairs, taking turns using whiteboards, one pupil writes one letter at a time for others to guess the word. Give points for needing fewer letters.

# Learning how to spell

## Jigsaw

Teacher chooses a more difficult word. Write on card 3 / 4 times before cutting up into different sections for the pupils to match together

ele ph an t

e le p hant

elep ha nt

# Learning how to spell

IT

[www.spellingcity.com](http://www.spellingcity.com)

Add your words and be  
given a choice of learning  
activities



# Learning how to spell

## Word Sort

Pupils have copies of the words that they are learning - one word on each card.

Clues are read out for pupils to identify words and place face down.

5 letters

double

consonant

3 vowels

# Learning how to spell

## Line Up

Pupils line up and take turns in spelling out the letters of word. Last one says the word when spelling is finished. Vary the pupils' position in the group, if appropriate.