


KS1

Continuous Cursive


Letter Formation

Name: _____



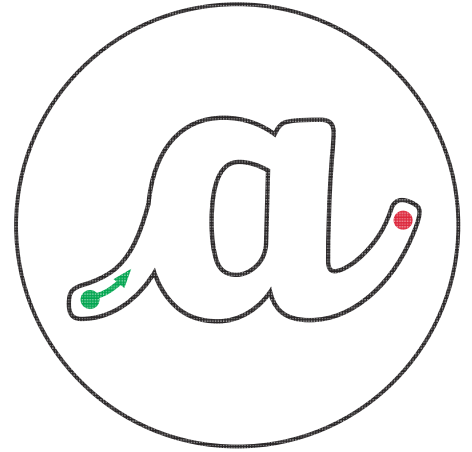
twinkl





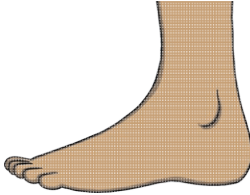
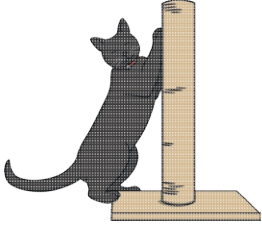


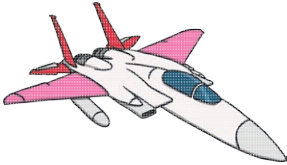



The Letter 'a'

Whoosh in and round you go. Up and down and kick out **a**'s toe.



Find the letter **a** in the words below and draw a circle around them. Using your finger, draw the letter **a** in the air.

 <p>axe</p>	 <p>arrow</p>	 <p>ankle</p>	 <p>cat</p>
 <p>small</p>	 <p>tray</p>	 <p>plane</p>	 <p>snail</p>

Now carefully write out six lines of the letter 'a'.

a a a a a a a a a a a a a a a


a a a a a a a a a a a a a a a

a a a a a a a a a a a a a a a

a a a a a a a a a a a a a a a

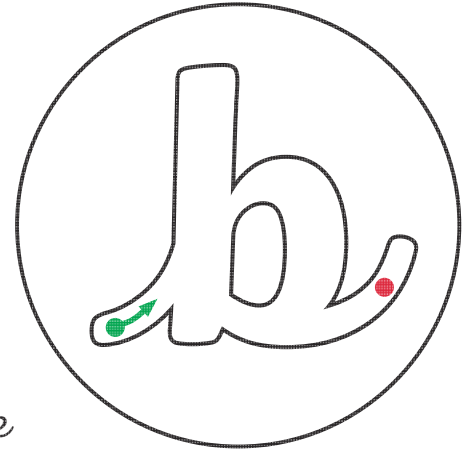
a

a











The Letter 'b'

Whoosh in and up tall and back down. Then halfway up and all the way round. Add a lead at the end so **b** can join onto a friend.



Find the letter **b** in the words below and draw a circle around them. Using your finger, draw the letter **b** in the air.

 <p>book</p>	 <p>boat</p>	 <p>sob</p>	 <p>crab</p>
 <p>globe</p>	 <p>robot</p>	 <p>baby</p>	 <p>boil</p>

Now carefully write out six lines of the letter 'b'.

b b b b b b b b b b b b b b b


b b b b b b b b b b b b b b b

b b b b b b b b b b b b b b b

b b b b b b b b b b b b b b b

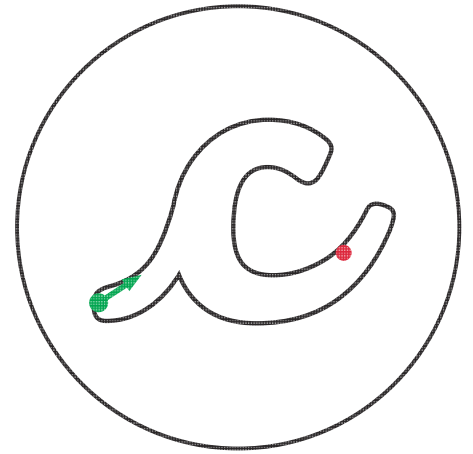
b

b











The Letter 'c'




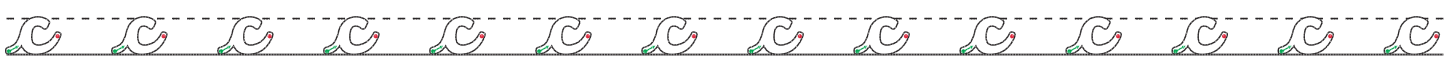
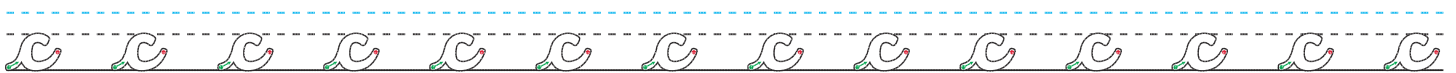
Whoosh in and curl the *c*.
C joins other letters easily.




Find the letter *c* in the words below and draw a circle around them. Using your finger, draw the letter *c* in the air.

Now carefully write out six lines of the letter 'c'.

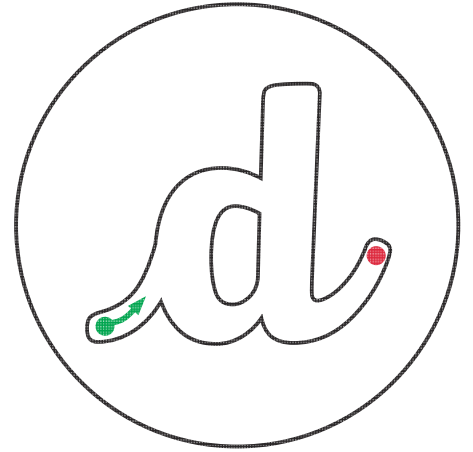
 cheese	 race	 cat	 watch
 cup	 cake	 crash	 clown



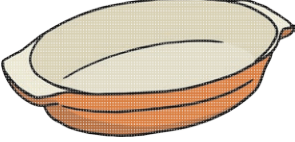


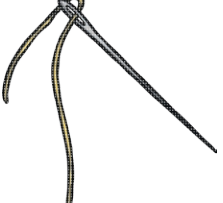


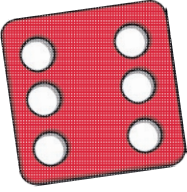



The Letter 'd'

Whoosh up halfway and go round. Then all the way up and back down. Kick out **d**'s toe and she's ready to go!



Find the letter **d** in the words below and draw a circle around them. Using your finger, draw the letter **d** in the air.

 dish	 duck	 doll	 needle
 read	 round	 dice	 spider

Now carefully write out six lines of the letter 'd'.

d d d d d d d d d d d d d d


d d d d d d d d d d d d d d

d d d d d d d d d d d d d d

d d d d d d d d d d d d d d

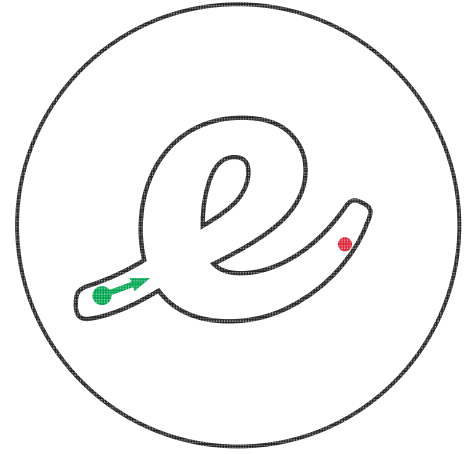
d

d



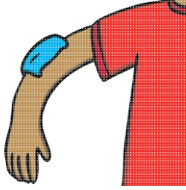
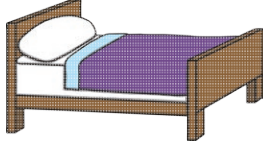






The Letter 'e'

Whoosh in and curl like a snail and leave an easy joining tail.



Find the letter **e** in the words below and draw a circle around them. Using your finger, draw the letter **e** in the air.

 egg	 elf	 elbow	 bed
 seed	 home	 bean	 plane

Now carefully write out six lines of the letter 'e'.

e e e e e e e e e e e e e e e


e e e e e e e e e e e e e e e

e e e e e e e e e e e e e e e

e e e e e e e e e e e e e e e

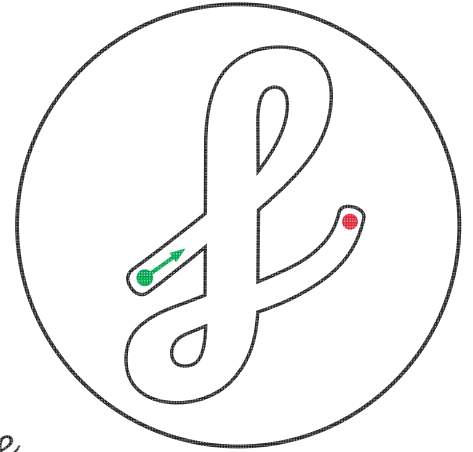
e

e











The Letter 'f'

Whoosh in to the top and go round and then zoom under the ground. Under the line, loop the last part and finish your **f** near its start!




Find the letter **f** in the words below and draw a circle around them. Using your finger, draw the letter **f** in the air.

 <p data-bbox="213 913 304 965">fork</p>	 <p data-bbox="571 913 662 965">flag</p>	 <p data-bbox="938 913 1013 965">fan</p>	 <p data-bbox="1289 913 1380 965">fight</p>
 <p data-bbox="213 1216 304 1267">golf</p>	 <p data-bbox="571 1216 662 1267">half</p>	 <p data-bbox="938 1216 1013 1267">huff</p>	 <p data-bbox="1289 1216 1380 1267">safe</p>

Now carefully write out six lines of the letter 'f'.

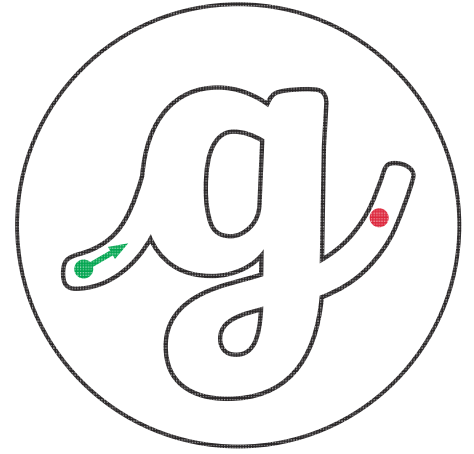
Handwriting practice lines for the cursive letter 'f'. Each line contains 15 'f' characters. The first two lines have red arrows and dots indicating stroke direction. The next three lines are grey for tracing. The final two lines are blank for independent practice.











The Letter 'g'

Whoosh in, go round to the top.

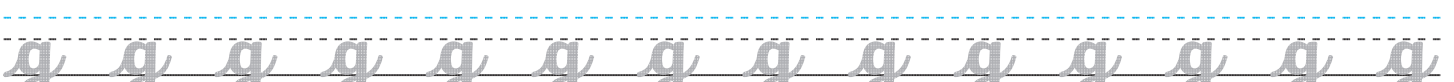
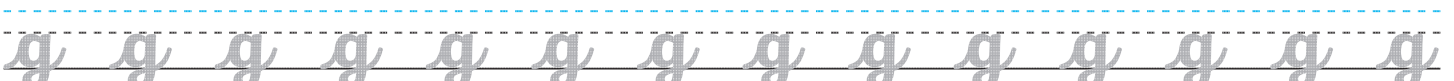
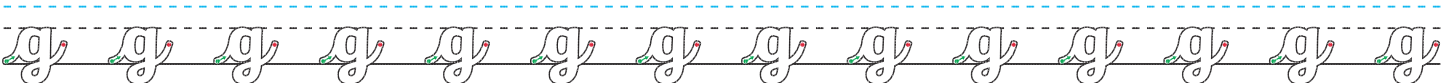
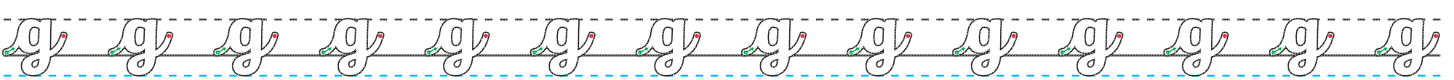
Go down under the line,
loop and stop.




Find the letter **g** in the words below and draw a circle around them. Using your finger, draw the letter **g** in the air.

 gum	 glue	 gate	 goal
 king	 pig	 tiger	 playing

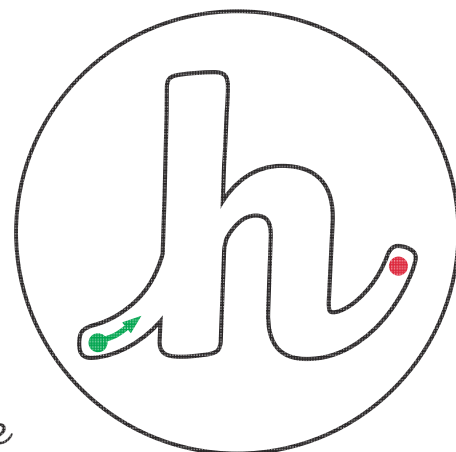
Now carefully write out six lines of the letter 'g'.





The Letter 'h'

Whoosh in and up tall and then down. Halfway up, bend over and flick off the ground.




Find the letter **h** in the words below and draw a circle around them. Using your finger, draw the letter **h** in the air.

 <p>hat</p>	 <p>hippo</p>	 <p>chick</p>	 <p>path</p>
 <p>shout</p>	 <p>hive</p>	 <p>dishes</p>	 <p>hand</p>

Now carefully write out six lines of the letter 'h'.

Tracing practice lines for the cursive letter 'h'. Each line contains 14 'h' characters. The first two lines are on blue dashed lines. The next two lines are on grey dashed lines. The final two lines are on black dashed lines.

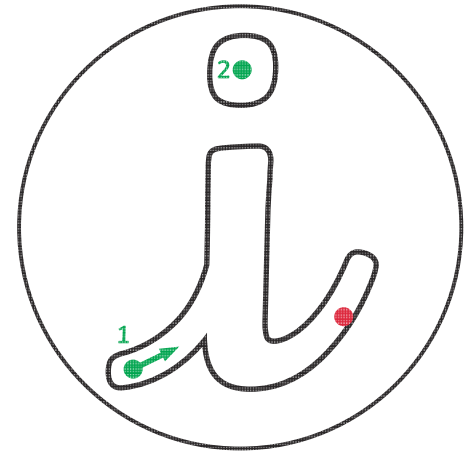


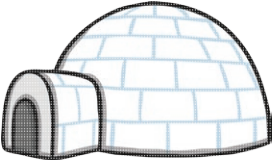







The Letter 'i'

Whoosh up and down,
then kick out a toe.

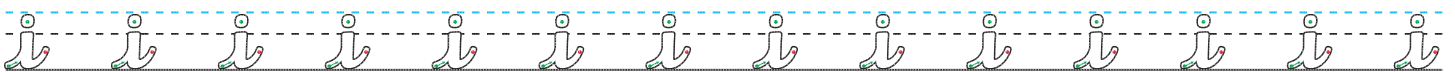
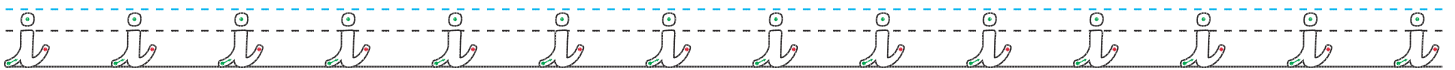
Add a dot and your **i** is ready to go!


Find the letter **i** in the words below and draw a circle around them. Using your finger, draw the letter **i** in the air.



 igloo	 ice	 insect	 ship
 pig	 milk	 iguana	 twins

Now carefully write out six lines of the letter 'i'.

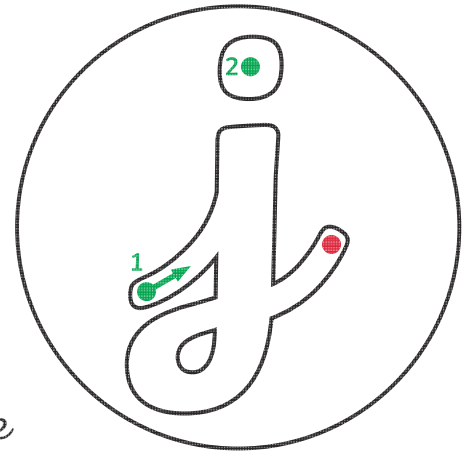











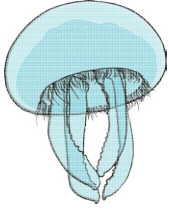
The Letter 'j'

Whoosh up then zoom down under the line.

Loop the tail then add your dot at the right time.




Find the letter **j** in the words below and draw a circle around them. Using your finger, draw the letter **j** in the air.

 <p>jumper</p>	 <p>juice</p>	 <p>jar</p>	 <p>jam</p>
 <p>enjoy</p>	 <p>injury</p>	 <p>joke</p>	 <p>jellyfish</p>

Now carefully write out six lines of the letter 'j'.

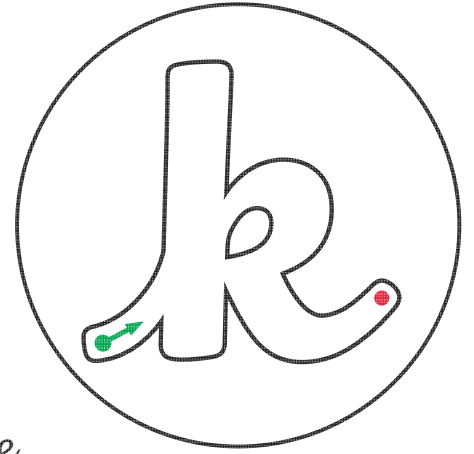
Handwriting practice lines for the cursive letter 'j'. Each line contains 14 cursive 'j's for tracing. The first two lines are on four-line guides (top, middle, bottom, dashed). The next two lines are on three-line guides (top, middle, bottom). The last two lines are on two-line guides (top, bottom).











The Letter 'k'

Whoosh up tall and back down,
go halfway up and around.

Go down and out with a flick,
your **k** is ready to kick!



Find the letter **k** in the words below and draw a circle around them. Using your finger, draw the letter **k** in the air.

 <p>kit</p>	 <p>king</p>	 <p>kennel</p>	 <p>kettle</p>
 <p>book</p>	 <p>sack</p>	 <p>bake</p>	 <p>cookie</p>

Now carefully write out six lines of the letter 'k'.

k k k k k k k k k k k k k k


k k k k k k k k k k k k k k

k k k k k k k k k k k k k k

k k k k k k k k k k k k k k

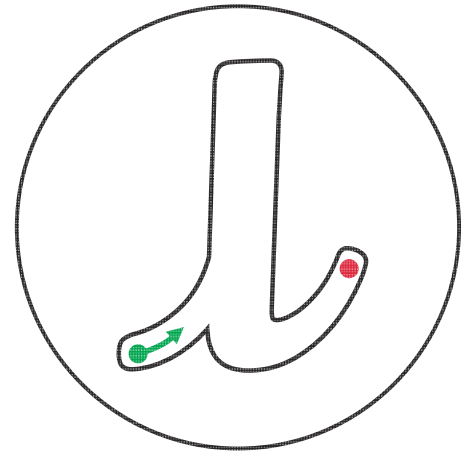
k

k




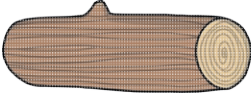



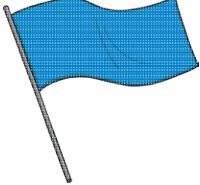


The Letter 'l'


Start up high and then go down – you're doing well. Then the tiniest curl to the right and you have an **l**!




Find the letter **l** in these words and draw a circle around them. Using your finger, draw the letter **l** in the air.

 jelly	 lamp	 salad	 log
 lollipop	 ruler	 lion	 flag


Now carefully write out six lines of the letter 'l'.





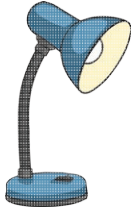



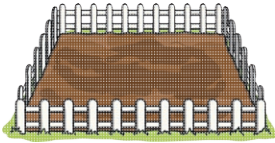



The Letter 'm'

Whoosh in and then down.
 Up, over and back to the ground.
 Up, over and down again.
 Add a flick to finish your **m**!




Find the letter **m** in the words below and draw a circle around them. Using your finger, draw the letter **m** in the air.

 <p>lemon</p>	 <p>swim</p>	 <p>lamp</p>	 <p>pumpkin</p>
 <p>monkey</p>	 <p>map</p>	 <p>mud</p>	 <p>moat</p>

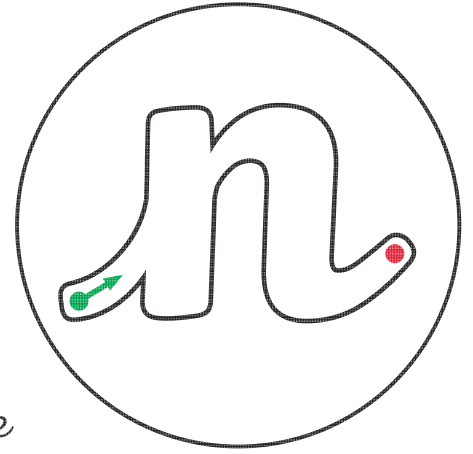
Now carefully write out six lines of the letter 'm'.

Handwriting practice lines for the cursive letter 'm'. The first two lines show 'm' with stroke order arrows. The next three lines show 'm' in grey for tracing. The final line shows a single 'm' for independent writing.




The Letter 'n'

Whoosh in and then down.
Up, over the hump and
flick off the ground.



Find the letter **n** in the words below and draw a circle around them. Using your finger, draw the letter **n** in the air.

			
jungle	pain	honey	hen
			
net	nail	nest	knee

Now carefully write out six lines of the letter 'n'.

n n n n n n n n n n n n n n n n


n n n n n n n n n n n n n n n n

n n n n n n n n n n n n n n n n

n n n n n n n n n n n n n n n n

n

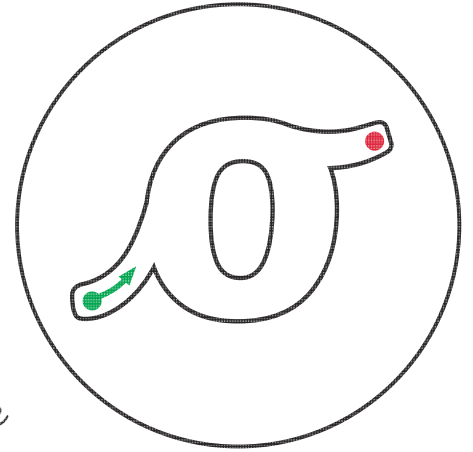
n




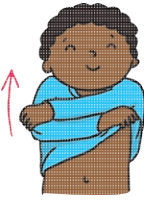






The Letter 'o'

Whoosh in round you go.





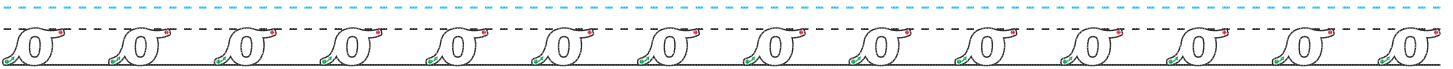
Lead out from the top for your o.




Find the letter **o** in the words below and draw a circle around them. Using your finger, draw the letter **o** in the air.

 <p>orange</p>	 <p>off</p>	 <p>dog</p>	 <p>soap</p>
 <p>robin</p>	 <p>over</p>	 <p>owl</p>	 <p>hero</p>

Now carefully write out six lines of the letter 'o'.

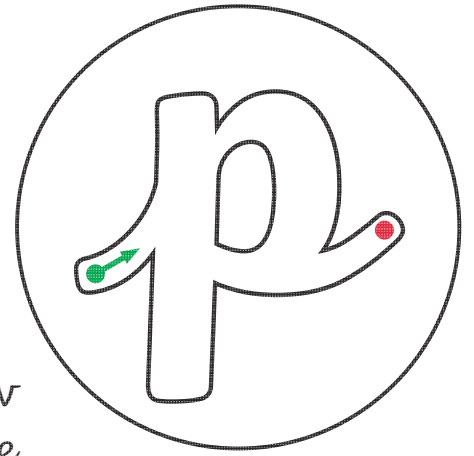




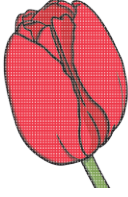

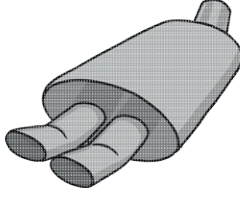



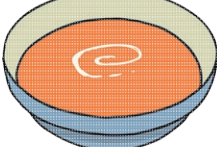
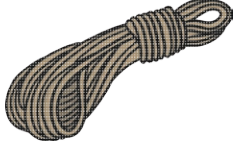
The Letter 'p'

Whoosh in and then go down low.
Back up to the top and round you go.

Lead out at the end so that **p** can
join onto a friend.



Find the **p** sound in the words below and draw
a circle around them. Using your finger, draw the
letter **p** in the air.

 tulip	 stamp	 pipe	 play
 pool	 pizza	 soup	 rope

Now carefully write out six lines of the letter 'p'.

p p p p p p p p p p p p p p p


p p p p p p p p p p p p p p p

p p p p p p p p p p p p p p p

p p p p p p p p p p p p p p p

p

p











The Letter 'q'


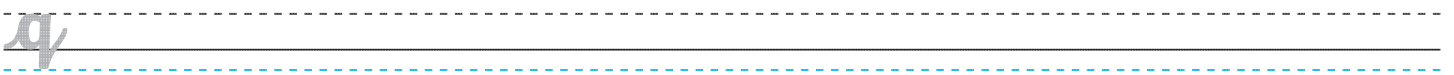
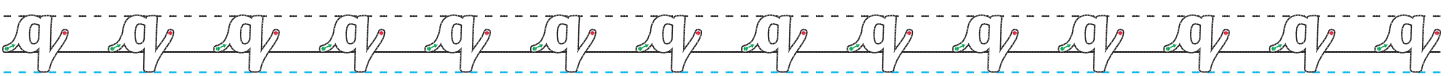
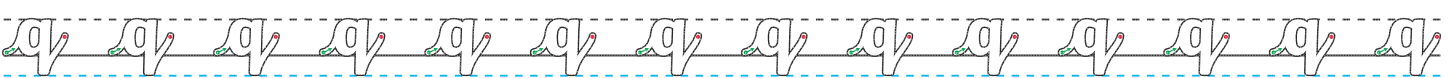
Whoosh in and round you go, then zoom under the line and kick out **q**'s big toe!




Find the letter **q** in the words below and draw a circle around them. Using your finger, draw the letter **q** in the air.

 <p>quack</p>	 <p>queue</p>	 <p>quill</p>	 <p>quiz</p>
 <p>queen</p>	 <p>liquid</p>	 <p>square</p>	 <p>squash</p>


Now carefully write out six lines of the letter 'q'.




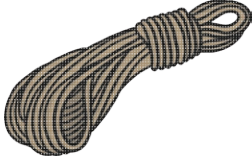
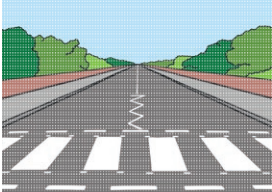


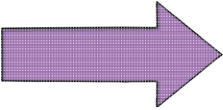

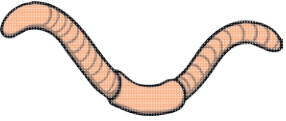


The Letter 'r'




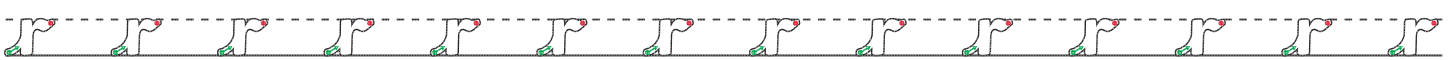
Whoosh to the top to start.
Go down and curve the top
for your *r*.




Find the letter *r* in the words below and draw a circle around them. Using your finger, draw the letter *r* in the air.

 <p>ride</p>	 <p>rope</p>	 <p>road</p>	 <p>river</p>
 <p>crawl</p>	 <p>arrow</p>	 <p>cheer</p>	 <p>worm</p>

Now carefully write out six lines of the letter 'r'.



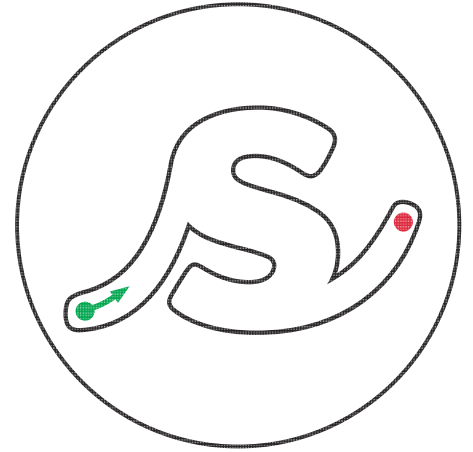









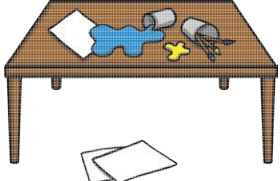
The Letter 's'

Whoosh in and curl left. Curl right then lead out of your **s**.




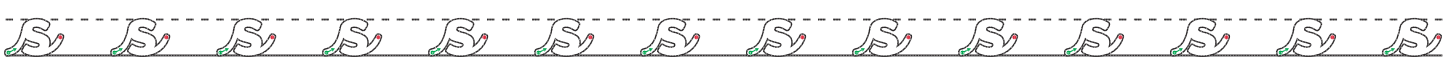
Find the letter **s** in the words below and draw a circle around them.


Using your finger, draw the letter **s** in the air.



 <p>sun</p>	 <p>snail</p>	 <p>school</p>	 <p>scarf</p>
 <p>dash</p>	 <p>vase</p>	 <p>gloves</p>	 <p>mess</p>

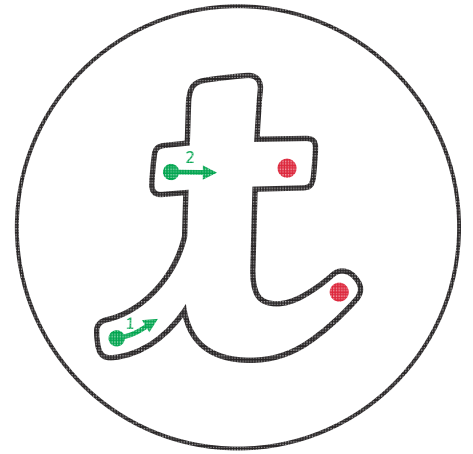
Now carefully write out six lines of the letter 's'.



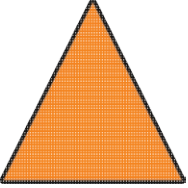




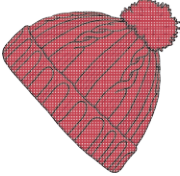




The Letter 't'

Whoosh to the top and back down. Then add a flick off of the ground. You need to cross the t with a straight line on his tummy.



Find the letter **t** in these words and draw a circle around them. Using your finger, draw the letter **t** in the air.

 triangle	 train	 tortoise	 tree
 teddy	 hat	 bite	 sweet

Now carefully write out six lines of the letter 't'.

t t t t t t t t t t t t t t t


t t t t t t t t t t t t t t t

t t t t t t t t t t t t t t t

t t t t t t t t t t t t t t t

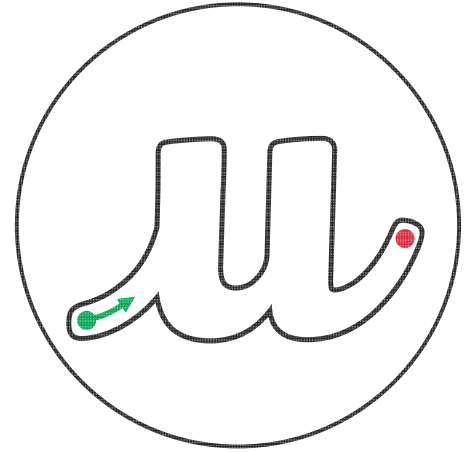
t

t



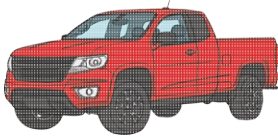







The Letter 'u'





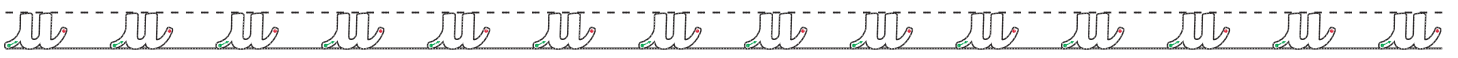
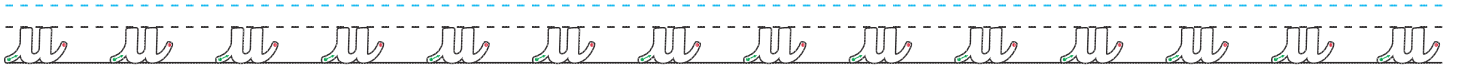
Whoosh up then down. Bend round, go up and down to the ground. Kick out a toe and **u** is ready to go!




Find the letter **u** in the words below and draw a circle around them. Using your finger, draw the letter **u** in the air.

 <p>umbrella</p>	 <p>sunshine</p>	 <p>truck</p>	 <p>jumper</p>
 <p>under</p>	 <p>upstairs</p>	 <p>thumb</p>	 <p>hundred</p>

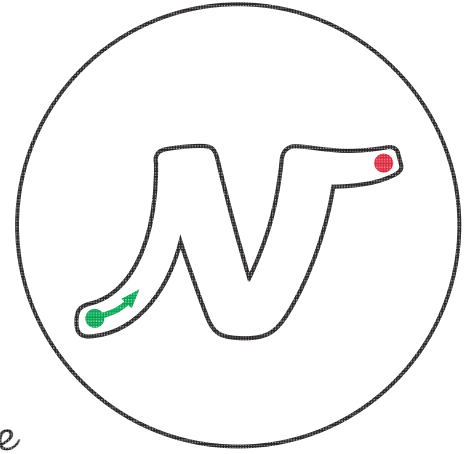
Now carefully write out six lines of the letter 'u'.





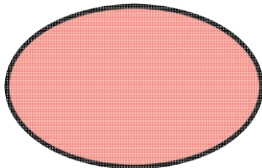

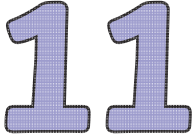





The Letter 'v'





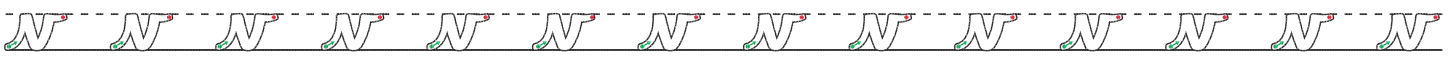
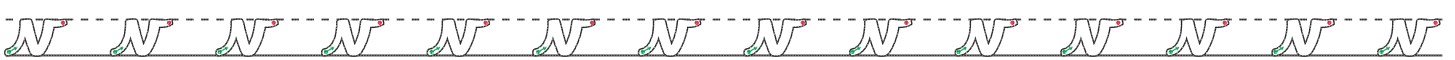
Whoosh up then down into the valley. Zoom back up and across the top to finish your *v*.




Find the letter *v* in the words below and draw a circle around them. Using your finger, draw the letter *v* in the air.

 <p>van</p>	 <p>vine</p>	 <p>oval</p>	 <p>wave</p>
 <p>eleven</p>	 <p>heavy</p>	 <p>veil</p>	 <p>note</p>

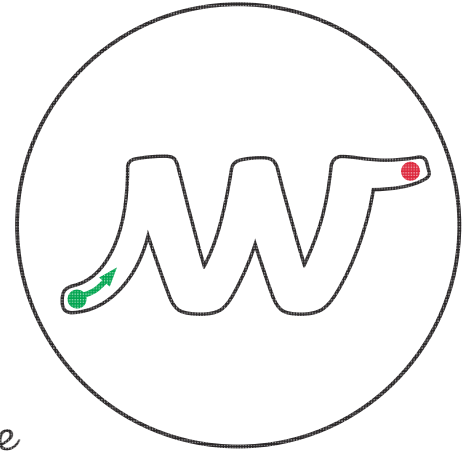
Now carefully write out six lines of the letter 'v'.




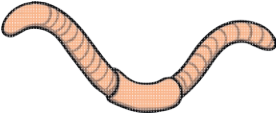

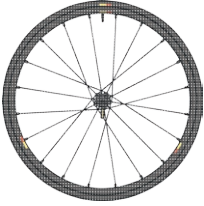






The Letter 'w'





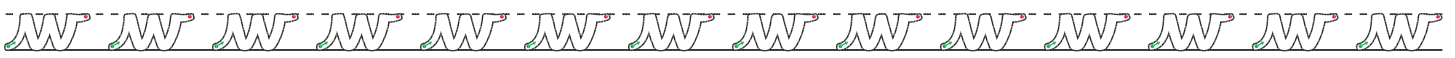
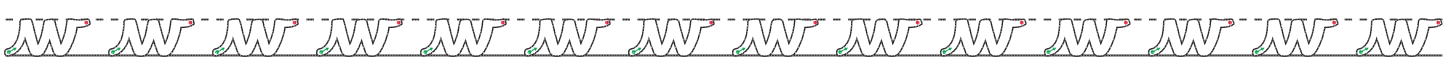
Whoosh in, then down and back up. Down again, up and across at the top.




Find the letter **w** in the words below and draw a circle around them. Using your finger, draw the letter **w** in the air.

 web	 worm	 witch	 wheel
 new	 meow	 shower	 sweets

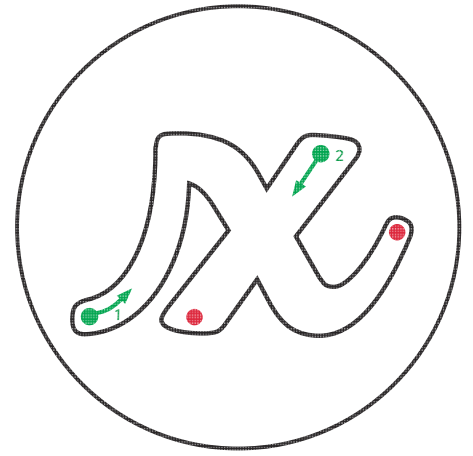
Now carefully write out six lines of the letter 'w'.



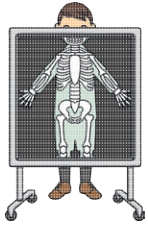
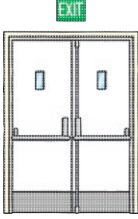
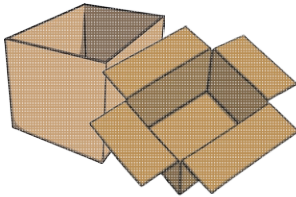







The Letter 'x'





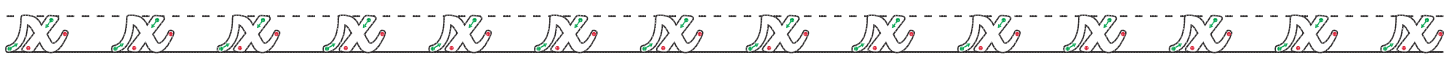
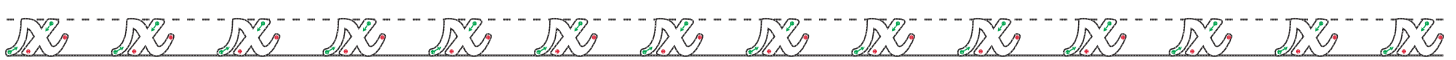
Climb up to the top and then slide down from left to right and have a rest, jump back to the top, go from right to left and you have an *x*!




Find the letter *x* in the words below and draw a circle around them. Using your finger, draw the letter *x* in the air.

 <p><i>x-ray</i></p>	 <p><i>exit</i></p>	 <p><i>boxes</i></p>	 <p><i>six</i></p>
 <p><i>pixie</i></p>	 <p><i>text</i></p>	 <p><i>wax</i></p>	 <p><i>axe</i></p>

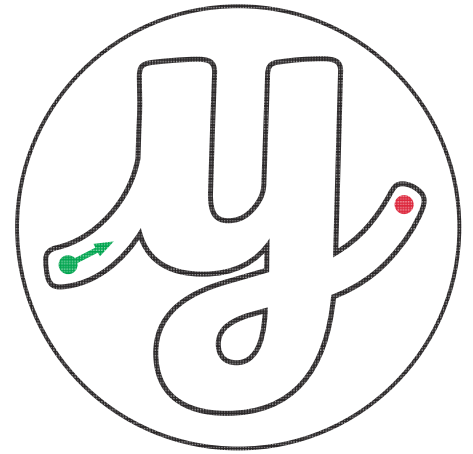
Now carefully write out six lines of the letter '*x*'.





The Letter 'y'

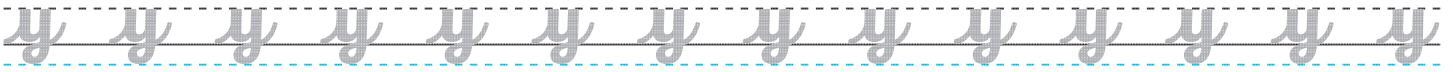
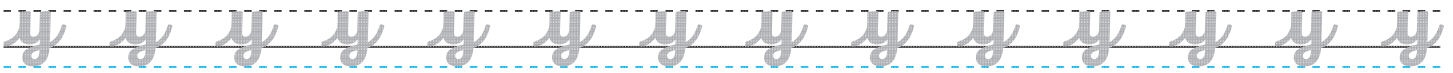
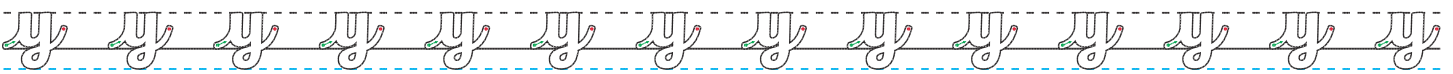
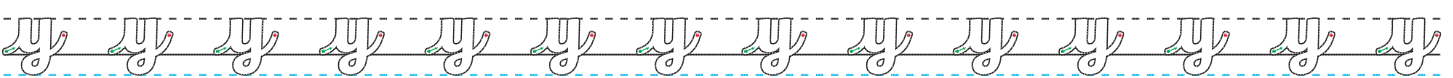
Whoosh up then down and bend round.
 Go up then down underground.
 Loop the tail under the line.
 Lead the **y** out and it's looking fine.




Find the letter **y** in the words below and draw a circle around them. Using your finger, draw the letter **y** in the air.

 party	 jelly	 yolk	 yawn
 yo-yo	 yoghurt	 cry	 spy

Now carefully write out six lines of the letter 'y'.



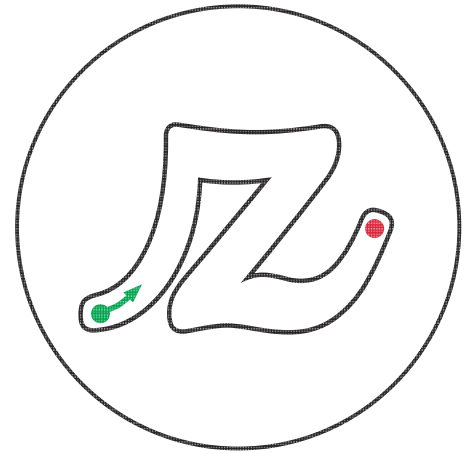










The Letter 'z'

Whoosh up then to the right.
Zigzag down and back to the right!

Find the letter **z** in the words below
and draw a circle around them.

Using your finger, draw the letter **z** in the air.



 <p>zebra</p>	 <p>zap</p>	 <p>zoom</p>	 <p>zero</p>
 <p>maze</p>	 <p>razor</p>	 <p>snooze</p>	 <p>fizz</p>

Now carefully write out six lines of the letter 'z'.

z z z z z z z z z z z z z z z z

z z z z z z z z z z z z z z z z

z z z z z z z z z z z z z z z z

z z z z z z z z z z z z z z z z

z

z