




STAYING SAFE ONLINE-QUIZ



In pairs or in groups, have fun with this Online Safety quiz and see how many answers you can get right. There's a maximum of 52 points that can be scored!

1. How many of these app and game related logos can you identify?



STAYING SAFE ONLINE-QUIZ



2. How old do you have to be to use these sites and games?

- A. Facebook
- B. Instagram
- C. Snapchat
- D. Roblox
- E. WhatsApp

3. What should someone do if they're being bullied online? (Circle all the correct answers).


- A. There's nothing they can do, they will just need to put up with it
- B. Post mean things about the person bullying them so they know how it feels
- C. Report or block the person bullying them
- D. Threaten the person bullying them
- E. Talk to an adult they trust
- F. Keep a record of the bullying so they can show an adult they trust

4. To keep safe online, what information should you not post online? (Circle all the correct answers).


- A. Your full name
- B. What you've had for dinner
- C. Where you live
- D. Which school you go to
- E. Passwords
- F. A cartoon image as a profile picture instead of a photo

5. What should you think about before posting something online?

- A. Is everyone else in the photo or post happy for it to be on the internet?
- B. Does the post have any personal information that I don't want everyone knowing?
- C. Would I be happy for this to be on the front page of a newspaper?
- D. Does it break any of the rules of the site that I'm posting on?
- E. Could it upset or offend someone who sees it?
- F. All of the above



STAYING SAFE ONLINE-QUIZ



6. If a friend has been asked by someone to send a nude or semi-nude picture of themselves, or if they're asked to do something on webcam that makes them feel uncomfortable, what could they do? (Circle all the correct answers).

- A. Tell the person they don't feel comfortable doing that
- B. Say no and tell them it's illegal
- C. Report and block the person
- D. Ask an adult for help
- E. Download the Zipit app, which has funny gifs that can be sent in response to a request

Read through the statements below and decide if they're true or false. Circle the answer you choose.

7. A friend meets someone online who tells them they are the same age. So it is safe to share personal information.

True

False

8. A friend is being bullied on a game, but there is nothing they can do. It is just something they have to put up with.

True

False

9. A friend shared a nude selfie with someone and it's been posted on the internet. Unfortunately, there is nothing they can do about it.

True

False


10. A friend wants to talk to Childline about something that's upset them. He has read online that it's confidential.

True


False

11. Describe three things your friends could do to stay safe when they're using the internet.

- 1.
- 2.
- 3.



STAYING SAFE ONLINE-QUIZ



Teachers notes

Ask the children to get into pairs or groups. It is important that they do this activity in class. Afterwards, the class teacher should go through the answers and supported commentary below, ensuring that the children understand how they can keep safe and what they can do to get support.

- Games and apps are a great way to relax and have fun. But it's important to be careful about what we share online to keep safe.
- Age ratings (also called PEGI ratings) help make sure everyone can enjoy games without seeing things that might upset or disturb them. All boxed games and games on Google Play and the App Store will have an age rating and should say if the game includes inappropriate scenes, horror or violence.
- Teachers could explore how children would feel if they seen something inappropriate online. They might feel frightened, uncomfortable or scared or they may be prompted to copy the observed behaviour.
- Most apps and games are given one of the following age ratings: 3, 7, 12, 16 or 18. This provides a reliable indication of the suitability of the game content for children.

If a child is ever worried about whether or not to play a game, it's important they speak to an adult they trust. Remember that nobody should pressure a child into playing games that they are not comfortable with. Discuss how children can report inappropriate content using the Report Abuse button. (CEOP report abuse button).

For more information on keeping children safe online visit nspcc.org.uk/onlinesafety

If you want to find out more about the top sites, apps and games that young people are playing go to www.net-aware.org.uk/



STAYING SAFE ONLINE-QUIZ



Teachers notes

1. How many of these app and game related logos can you identify? (25 marks)



Facebook



FIFA Mobile Football




Snapchat



Instagram



YouTube



Roblox



PEGI 18 / 18+



FaceTime



WhatsApp



Report Abuse Button




Steam




ooVoo



Clash of Clans



Flipagram



Musical.ly



Pokémon GO



Skype



Minecraft



PEGI 16 / 16+



Omegle



Childline App



Pinterest



Twitter




Soundcloud



Twitch

STAYING SAFE ONLINE-QUIZ



2. How old do you have to be to use these sites and games? (5 marks)

- A. Facebook 13
- B. Instagram 13
- C. Snapchat 13
- D. Roblox 8
- E. WhatsApp 13

3. What should someone do if they're being bullied online? (3 marks)

- C. Report or block the person bullying them
- E. Talk to an adult they trust
- F. Keep a record of the bullying so they can show an adult they trust

Discussion

Tell the class: it might feel like there's nothing you could do, or that it's just part of playing that game or being on that site, but you shouldn't have to put up with it. It can feel tempting to respond to the person or write nasty things back, but this often just causes the situation to escalate. Instead the best way to react is to report or block the person bullying you. You could also talk to someone you trust, like a parent, carer, teacher, or Childline. It's also a good idea to keep a record of the bullying, like a screen shot.

4. To keep safe online, what information should you not online? (4 marks)

- A. Your full name
- C. Where you live
- D. Which school you go to
- E. Passwords

Discussion


Tell the class: it's important that you change your security settings so that your location isn't shared and so that only friends can see what you post. But remember that what you post online could still be seen by people you don't know (for example, if friends are tagged in a photo, their friends might be able to see it too).

5. What should you think about before posting something online? (1 marks)


- F. All of the above

6. If a friend is asked to send a nude or semi-nude picture of themselves, or if they're asked to do something on webcam that makes them feel uncomfortable, what should they do? (5 marks)

- A. Tell the person they don't feel comfortable doing that
- B. Say no and tell them it's illegal
- C. Report and block the person
- D. Ask an adult they trust for help
- E. Download the Zipit app, which has funny gifs that can be sent in response to a request



STAYING SAFE ONLINE-QUIZ



Discussion

Tell the class: It's not OK if someone pressurises you into doing something you're not comfortable with. It's also illegal to have, share or send any sexual photos of someone who's under 18 – including images of yourself; all children and young people have the right to say no. Remember that you can lose control of an image once it's online, and it could be shared with others. To help, you could download the 'Childline Zipit app' to help deal with the situation by having access to responses if asked to share an image. Childline can also help you remove an image from the internet if it's been shared.

True or false:

7. A friend meets someone online who tells them they are the same age.
So it is safe to share personal information. (1 mark)

FALSE. Tell the class: it's important to remember that people are not always who they say they are. Be careful not to share any personal information online.
8. A friend is being bullied on a game, but there is nothing they can do. It is just something they have to put up with.
(1 mark)

FALSE. Tell the class: if someone is experiencing bullying on a game, that's not OK and it's not their fault. There are things they can do, such as reporting or blocking the person bullying them, and speaking to an adult they trust.
9. A friend shared a nude selfie with someone and it's been posted on the internet.
Unfortunately, there is nothing they can do about it. (1 mark)

FALSE. Tell the class: if someone is under 18 and an explicit or nude picture or video of them has been shared online, Childline can help them to get it removed. They will need to confirm their age and where they've seen the image or video. They could also report it by using the Report Abuse button.
10. A friend wants to talk to Childline about something that's upset them. He has read online that it's confidential.
(1 mark)

TRUE. Tell the class: if someone contacts Childline, whatever they say will be between them and Childline. They can feel safe knowing that no one else will find out. If Childline are really worried about someone's safety, they may need to speak to others to get them help.
11. Describe three things your friends could do to stay safe when they're using the internet. (Up to 6 marks available)

(Answers could include: not sharing personal information, such as their full name; not sharing their location; only using sites that are appropriate for their age; blocking/reporting people who send them inappropriate messages and asking their parents, carers or teachers for help; checking and updating their security settings; not accepting friend requests from people they don't know; only posting things that they would be happy for anyone to see).

TOTAL MARKS AVAILABLE: 52